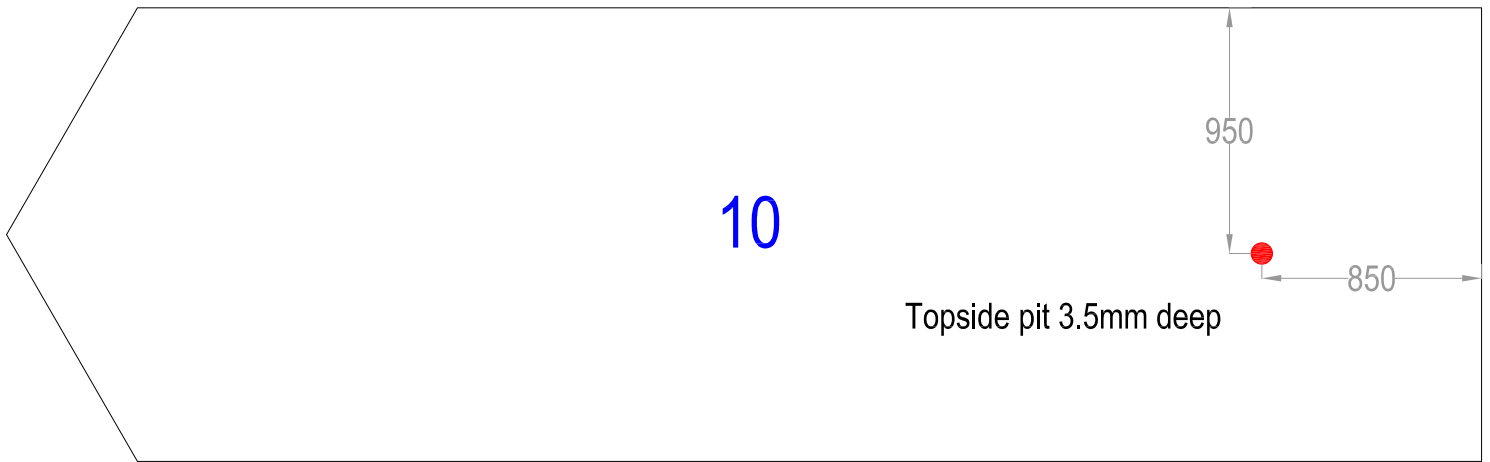










3.10.5 Individual Plate Defect Locations



Legend:

-  => 50% Wall Loss
-  40-49% Wall Loss
-  30-39% Wall Loss
-  20-29% Wall Loss
-  Patch or Strike Plate
-  Weld Defect
-  Pit

Tank Ø = 14.6m
 Floor Plate Nominal Thickness: 6.4mm
 Annular Plate Nominal Thickness: 8.0mm

Comments: 1: All figures are in millimetres

Drawing by:	Drawing Date:	Inspection date:
Client:	Desc: Plate 10	Report #:

